


DUR-A-LIFT®

DTA 35/40
DTAS 35/40

TELESCOPIC ARTICULATING AERIAL LIFT Insulated or Non-Insulated

Multiple Basket
Configurations Available



Experience the capabilities of the
Telescopic Articulating design for
greater side reach and working heights



Your truck, your way !

sales@dur-a-lift.com
www.dur-a-lift.com

Dur-A-Lift Inc, P.O. Box 31, George, Iowa 51237
(877) 4-DURALIFT (877) 438-7254 | Fax: (712) 475-2809

STANDARD FEATURES

SPECIFICATIONS

	DTA 35	DTA 40
• Height to Bottom of Platform	35'	40'
• Working Height	40'	45'
• Side Reach (side hung)	25' 6"	27' 6"
• Side Reach (end hung)	27' 6"	29' 6"
• Stowed Travel Height	10'	10'
• Basket Capacity (side hung)	400 lbs.	400 lbs.
• Basket Capacity (end hung)	350 lbs.	350 lbs.
• Approximate Weight	2400 lbs.	2750 lbs.
• Articulating Arm Travel	-2° to 80°	-2° to 80°
• Main Boom Travel	-25° to + 78°	-25° to + 78°
• Extension Travel	110.5"	120"

Minimum GVWR will change significantly depending on make of chassis and stabilizer option. Dur-A-Lift Inc. reserves the right to improve models and change specifications without notice or obligation. Dur-A-Lift equipment meets or exceeds all applicable ANSI Standards as of the date of manufacture.

CONTROLS

- Proportional controls.
- Non-Proportional controls (DTAS-35TS).
- Lower controls with override.
- Engine start/stop from basket.
- Individual control levers.

HYDRAULIC SYSTEM

- Rated pressure 2200 PSI.
- Operating pressure is 2000 PSI.
- Open center hydraulic system.

MECHANICAL SYSTEM

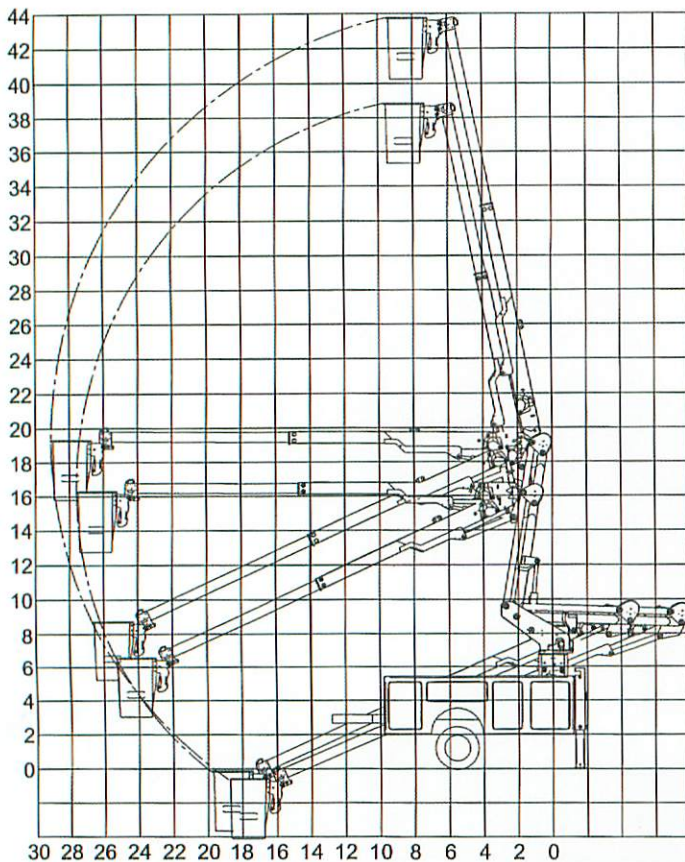
- Articulating telescopic boom action.
- Offset main boom reduces travel height
- Shear ball rotation driven.
- Fully enclosed worm gear box.
- Non-continuous rotation.
- Insulated extension boom (DTA).
- 24"x24"x42" basket.
- Side hung basket.

OPTIONS

- Single hand joystick upper control.
- Outriggers or torsion bars.
- 12 volt D.C. backup.
- End hung basket.
- Baskets offered in various sizes and configurations.
- Basket liner (DTA).
- Continuous rotation.
- Tool tray.
- Basket cover.
- Tool circuits.
- 24" x 94" tail shelf with walkup steps.
- 30" x 94" tail shelf with walkup steps.
- Main boom fiberglass insert (DTA).
- Articulating arm fiberglass insert (DTA).
- Paint color.

This aerial lift is sold and serviced by:

REACH & ELEVATION



Basket shown in end hung position

DUR-A-LIFT®

DTA 38 DTAS 38

TELESCOPING ARTICULATING AERIAL LIFT Insulated or Non-Insulated



Many basket configurations available!


**Superior Height
Superior Reach
Shortest Stowed Length**



Stows inside the bed of 11' Utility Body with no overhang!

Experience the compact capabilities of the DTA 38 telescopic articulating design for greater side reach, working heights and compact stowing.

Stows with no overhang on a 9' utility body with 24" tail shelf!



sales@dur-a-lift.com
www.dur-a-lift.com

Dur-A-Lift Inc, P.O. Box 31, George, Iowa 51237
(877) 4-DURALIFT (877) 438-7254 | Fax: (712) 475-2809

SPECIFICATIONS

DTA 38

Height to Bottom of Platform	38'
Working Height	43'
Side Reach (end hung)	27'6"
Approximate Stowed Travel Height	10'
Basket Capacity	350 lbs
Approximate Weight	2615 lbs
Articulating Arm Travel	-2° to 80°
Main Boom Travel	-25° to +78°
Extension Travel	110.5"

Minimum GVWR will change significantly depending on make of chassis and stabilizer option. Dur-A-Lift Inc. reserves the right to improve models and change specifications without notice or obligation. Dur-A-Lift equipment meets or exceeds all applicable ANSI Standards as of the date of manufacture.

STANDARD FEATURES

CONTROLS

- Proportional Controls
- Non-Proportional Controls (DTAS-38TS)
- Lower Override Controls
- Engine Start/Stop from Basket
- Individual Control Levers

HYDRAULIC SYSTEM

- Rated Pressure 2200 PSI
- Operating Pressure 2000 PSI
- Open Center Hydraulic System

MECHANICAL SYSTEM

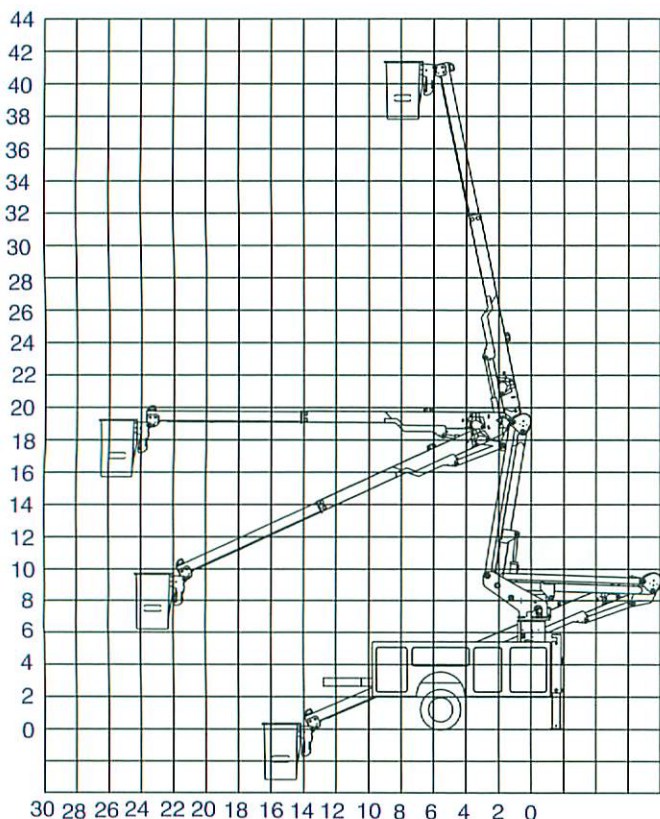
- Articulating Telescopic Boom Action
- Offset Main Boom Reduces Travel Height
- Shear Ball Rotation Drive
- Fully Enclosed Worm Gear Box
- Non-Continuous Rotation
- Insulated Extension Boom (DTA)
- 24"x24"x42" Basket
- Side Hung Basket

OPTIONS

- Single Hand Joystick Upper Control
- Outriggers or Torsion Bars
- 12 volt D.C. Backup
- End Hung Basket
- 180° Manual Basket Positioner (DC and TS System)
- Basket Offered In Various Sizes and Configurations
- Basket Liner (DTA)
- Continuous Rotation (Full Pressure Systems)
- Tool Tray
- Basket Cover
- Tool Circuits
- 24"x94" Tail Shelf With Walkup Steps
- 30"x94" Tail Shelf With Walkup Steps
- Main Boom Fiberglass Insert (DTA)
- Articulating Arm Fiberglass Insert (DTA)
- Paint Color

This aerial lift is sold and serviced by:

DTA 38 Reach Diagram



Basket shown in end hung position